

For Registration of new User, Click on the Registration menu as shown below



Registration

- For new users please use Visit Registration to register.
- Registration process has two steps.
- Verify email address and Mobile number via OTP.
- Enter details like GSTIN number, Trade Name and complete the registration.
- Select whether Registered under Central Excise.

Update Profile

- Update Basic Details.
- Fill Application for which Dealer want to claim reimbursement.
- Upload documents in PDF format required as per SRO.
- Submit the application.
- Application will be automatically send to respective Circle Incharge for verification.

Verification

- Circle Incharge will examine the One Time Application(OTA) and accept the application if found as per SRO rules and regulations.
- If One Time Application(OTA) is not as per the rules , dealer will be notified.

Apply

- Apply for budgetary support for the particular quarter and year.
- View already claimed applications.

Login

GSTIN Number *

Password *



Verification Code *

[Forgot Password?](#)

Login

User Have to Verify his contact number and email address via OTP.

Before registration make sure your email Id and contact details are correct and working.

Registration Form

Contact Details 

Email ID*

XXXXXXXXXX@XXX.XXX

Mobile*

989XXXXXXXX

Register

Reset





Registration Form

Contact Details

Email ID*

XXXXXXXX@XXX.XXX

Mobile*

989XXXXXXXX

Register

Reset

Enter OTP

OTP Email ID*

XXXXXX

OTP Mobile*

XXXXXX

Verify OTP

Reset

Enter Trade Name, GSTIN number and password to register



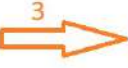


Tick the checkbox if registered under Central Excise

User ticking the checkbox can apply for SRO 431, SRO 519 and SRO 521

User not ticking the checkbox can apply for SRO 431 and SRO 63

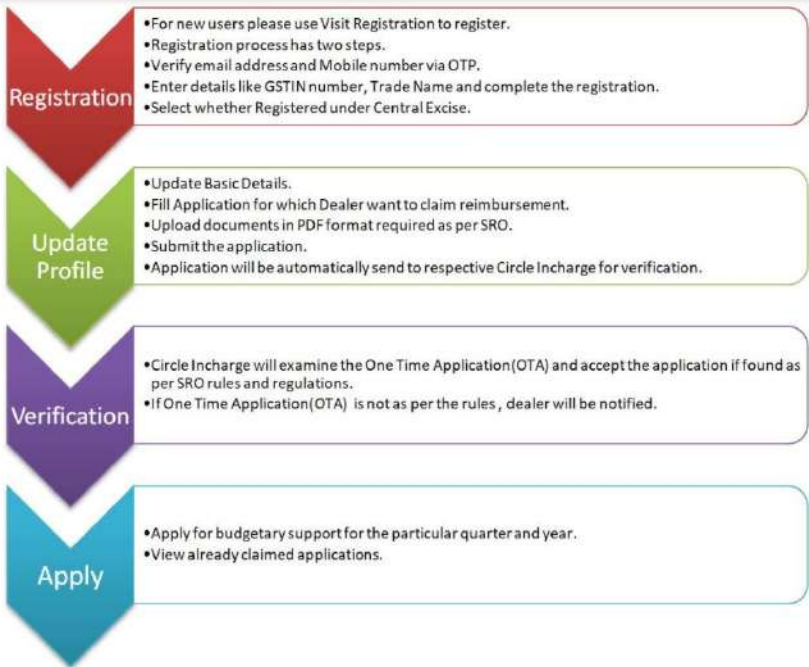
Registration Form

Dealer Details 

Trade Name*	Email ID*	Mobile*
XXXXXXXXXXXX	XXXXXX@XXXX.XXX	989XXXXXXXX
User Type*	 	
--Select an Option--		
GSTIN Number*	Password*	Confirm Password*
XXXXXXXXXXXXXXXX	XXXXXXXXXXXX	XXXXXXXXXXXX
<input type="checkbox"/> Registered Under Central Excise (Only for User Seeking Budgetary Support)		
 		 

After Clicking Register Button user profile is created

User can now login and update Basic Information like Bank details , Registration falls in respective division and circle



Login

GSTIN Number*

Password*

29989



Verification Code*

[Forgot Password?](#)

[Login](#)





User Profile

- Home
- SRO 431
- SRO 519
- SRO 521



SRO will be there according to Registration falls under Central/State Excise

Registration Details

Registered in :
Central Excise
or State Excise

Modify



Can modify Registration fall under Central/State Excise

Contact Details

Contact Number :*

XXXXXXXXXX

Email Address:*

XXXXXXXX@XXX.XXX

Edit





Business Premises Details

Legal Name :*	Name of Industrial Unit:*	Address of Business Premises:*
XXXXXXXXXX	XXXXXXXXXX	XXXXXXXXXX
Division in which Registered:*	Circle in which Registered:*	
--Select--	--Select--	 Select Circle Here

 Select Division
Jammu/Kashmir

Account Details

Bank Account Number:*	XXXXXXXXXX	
Bank Name:*	XXXXXXXXXX	Bank Branch:*
		XXXXXXXXXX
IFSC Code:*	XXXXXXXXXX	MICR Code:*
		XXXXXXXXXX



Other Details

No of Persons employed in the manufacturing unit: *

Local : *

XXXXXXXXXX

Non Local : *

XXXXXXXXXX

Total: *

XXXXXXXXXX

%age of Local holder: *

XX.XX%

EPF No. of the eligible unit/establishment of which the eligible unit is part of: *

XXXXXXXXXX

(if not exists Type Nil.)

ESIC UIN of the eligible unit/establishment of which the eligible unit is part of: *

XXXXXXXXXX

(if not exists Type Nil.)

Consumption of electricity in units(kwh) during financial year 2016-2017 and 2017-2018(upto 7th July 2017) Branch: *

XXXXXXXXXX

Save

Submit

Edit

1. Save the Form

2. Submit

- After updating profile details and respective One time SRO Application(s), One time Application will be examined by the department and if found correct user will be able to apply the Claim.